

# ES0607M

This manual drive model has a robust and mobile structure. The electric scissor lift system saves energy, ensuring zero emissions and a silent-running. It is ideal for indoor usages. The compact design and dimensions allow to pass through standard doors, ensuring maximum flexibility.



## STANDARD EQUIPMENTS:

- Automatic pothole protection system
- Crushing protection
- High ground clearance
- Self-locking door on the platform
- Speed limit at maximum height
- Platform load sense system
- Automatic braking system
- Emergency brake release
- Non-marking tyres
- Tilt indicator with alarm
- Warning siren during lowering and dual flashing LED light
- Safety bracket for maintenance operations
- Horn
- Cylinder locking valve
- Emergency stop button
- Emergency lowering
- Traction engine protection
- Anchoring eyebolts
- Onboard diagnostics system
- Hour counter
- Proportional controls
- Fold-down guardrails
- Power to platform
- Explosion-proof tubing system
- Motion Alarm
- Integrated holes for fork transport
- Charging protection system
- Charging indicator
- Tie-down and lifting points

## MAIN APPLICATIONS



Maintenance



Plant Service



Construction



Storage/  
Warehouse



Cleaning

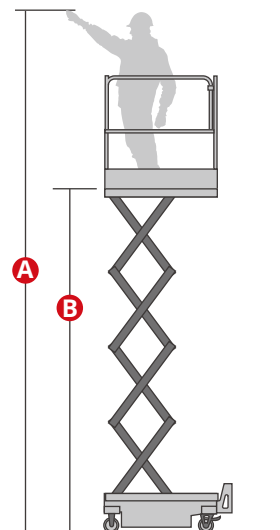

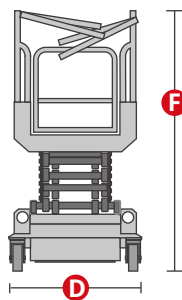


Painting/  
Restoration

## ES0607M

Load capacity	240 kg
Load capacity when extended	-
Max no. Occupants (Indoor/outdoor)	1/0
<b>A</b> Working height	5.9 m
<b>B</b> Platform floor level height	3.9 m
<b>C</b> Overall length	1.44 m
<b>D</b> Overall width	0.76 m
<b>E</b> Overall height (rails up)	1.92 m
<b>F</b> Transport height (rails down)	1.52m
Platform dimensions (length/width)	1.29x0.7 m
Platform extension	-
Ground clearance (stowed)	6 cm
Ground clearance (raised)	6 cm
<b>H</b> Wheelbase	1.14 m
Turning radius (inside)	-
Turning radius (outside)	-
Driving motors	-
Lifting motors	12 V/0.8 kW
Travel speed (stowed)	-
Travel speed (raised)	-
Batteries	12 V/85 Ah AGM batteries maintenance free
Integrated battery charger	12V/15A
Gradeability	-
Maximum working slope	1°/1°
Non-marking tyres	150x50 mm
Weight (CE)	530 kg

**STANDARDS COMPLIANCE:**  
EN 280, ANSI/SAIA A92.20



Non-marking solid tyres



Slide or pull-out engine trays