

ES0708DC

This model is electrically driven and has a robust and mobile structure. The electric scissor lift system saves energy, ensuring zero emissions and a silent-running. It is ideal for indoor usages.



STANDARD EQUIPMENTS:

- Automatic pothole protection system
- Crushing protection
- High ground clearance
- Self-locking door on the platform
- Speed limit at maximum height
- Platform load sense system
- Automatic braking system
- Emergency brake release
- Non-marking tyres
- Tilt indicator with alarm
- Warning siren during lowering and dual flashing LED light
- Safety bracket for maintenance operations
- Horn
- Cylinder locking valve
- Emergency stop button
- Emergency lowering
- Traction engine protection
- Anchoring eyebolts
- Onboard diagnostics system
- Hour counter
- Proportional controls
- Fold-down guardrails
- Power to platform
- Maintenance free battery
- Explosion-proof tubing system
- Motion Alarm
- Integrated holes for fork transport
- Charging protection system
- Charging indicator
- Tie-down and lifting points
- One way platform extension deck
- Two-wheel drive
- 2 Wheels Steering
- Manual emergency brake release

MAIN APPLICATIONS



Maintenance



Plant Service



Construction



Storage/
Warehouse



Cleaning

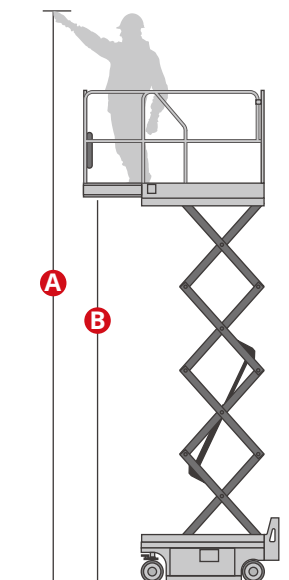
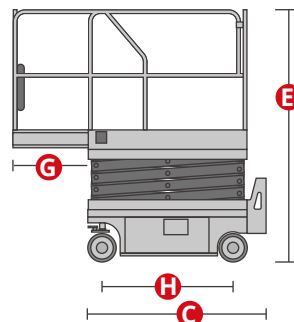
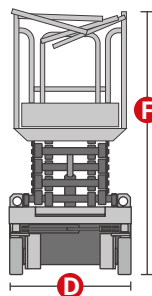


Painting/
Restoration

ES0708DC

Load capacity	230 kg
Load capacity when extended	113 kg
Max no. Occupants (Indoor/outdoor)	2
A Working height	7.6 m
B Platform floor level height	5.6 m
C Overall length	1.52 m
D Overall width	0.81 m
E Overall height (rails up)	2.01 m
F Transport height (rails down)	1.65 m
Platform dimensions (length/width)	1.37x0.7 m
G Platform extension	0.6 m
Ground clearance (stowed)	6 cm
Ground clearance (raised)	1.5 cm
H Wheelbase	1.13 m
Turning radius (inside)	45 cm
Turning radius (outside)	1.60 m
Driving motors	2x24VDC/0.5kW
Lifting motors	24VDC/2.2kW
Travel speed (stowed)	4 km/h
Travel speed (raised)	0.6 km/h
Batteries	24V/115Ah AGM batteries maintenance free
Integrated battery charger	24V/15A
Gradeability	25%
Maximum working slope	1.5°/3°
Non-marking tyres	230x100 mm
Weight (CE)	1,300 kg

STANDARDS COMPLIANCE:
EN 280, ANSI/SAIA A92.20



Non-marking solid tyres



Safety bracket