



# HTB36RT

This eco-friendly hybrid platform offers excellent efficiency and low running costs. With its Range Extender motor, it can work in electric mode with an extended capacity of up to 30 days. In combination with the IC engine, the Range Extender motor can charge the battery at any time.

Its 4 steering modes make it particularly versatile: 4 wheel drive, 4 steering wheels, crab steering and U steering. The boom folds for transport so that the vehicle can be shipped in a container.

## STANDARD EQUIPMENT

- Modular design with high compatibility of pieces within the whole range
- Proportional controls
- Flashing light
- Horn
- Hour counter
- Large opening facilitates maintenance
- Negative pressure brake with sensor
- Real-time on board software
- Platform Rotation Angle Monitoring
- Loose & Broken Chain Monitoring
- Fast & Slow Speed Monitoring
- Working Condition Monitoring
- Rexroth hydrostatic Drive System
- Harsh Environment Kits
- 12V/110A×2 Auxiliary Power

## PERFORMANCE

- 4 Wheels Steering
- Four-wheel drive
- Automatic tire alignment while changing steering mode
- Patented expandable chassis
- In-situ axle expansion
- Differential Locking
- 360° rotation (continuous)
- Turret protection lock
- High Stiffness Boom
- Hydraulic oil radiator

## BATTERY

- Lithium battery - Maintenance free
- Capacità batterie : 358.4V/160Ah
- Charger : 358.4V/32A
- Three-phase 380V
- Recharge cycle from 0 to 100% (hours)\*: 9
- Engine Range Extender: Kubota D1105/18.2kW

## SAFETY

- Drive enable system
- Platform load sense system
- On-board diagnostics system
- Tilt indicator with alarm
- Platform Bottoming Out Protection
- Descent and movement alarms
- Crushing protection
- Cat.3 Safety Architecture - ISO 13849-1

## BASKET

- Self levelling platform
- Rotating basket +/-90°
- Power to platform

## STANDARD EQUIPMENT



Construction



Large Events



Aircraft maintenance  
Ship repair



Plant Service



Oil & gas



Restoration

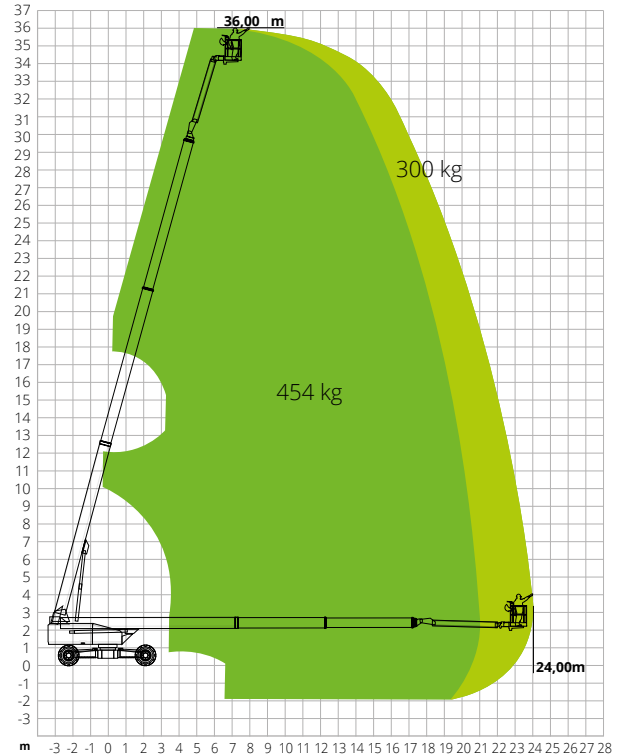
## HTB36RT

Max. working height	36.00 m
Max. basket height	34.00 m
Max. reach	24.00 m / 21.00 m
Max. platform load capacity	300/454 kg
Max. Occupants	3
Max. gradeability (stowed)	45%
Max. working slope	5°
Max. wind speed	12.5 m/s
Turning radius (outside)	6.20 m
Turning radius (inside)	2.45 m
Turret rotation (continuous)	360°
Jib type	Regular
Jib length	4.20 m
Jib movement	75°
Jib vertical rotation	240°
Basket width	0.90 m
Basket length	2.44 m
Basket rotation	180°
Total weight	18,500 kg
Travel speed (closed config.)	5 km/h
Travel speed (working config.)	0.8 km/h
Tyres	445/50-D710
Battery Type	Lithium battery - Maintenance free
Powersource	358.4V/160Ah
Charger	358.4V/32A
Charger type	Three-phase 380V
Recharge cycle from 0 to 100% (hours)*	9
Emergency power system	12V/110Ax2
Driving motors	-
Lifting motors	-
Engine pump	360V/30kW
Engine Range Extender	Kubota D1105/18.2kW
Diesel tank capacity	-
Hydraulic tank capacity	150 l
Transmission	Hydrostatic

\*Experimental calculation. The count is affected by climate and usage of the machine.

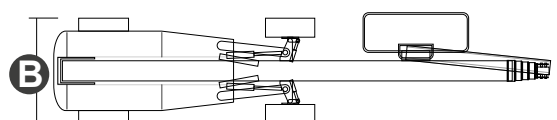
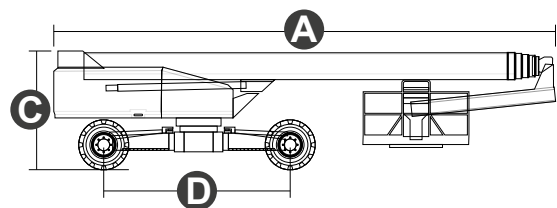
STANDARDS COMPLIANCE: EN 280, ANSI/SAIA A92.20

## LOAD CHART



## DIMENSIONS

<b>A</b> Platform length	17.00 m
Platform length (transport)	5.49 m
<b>B</b> Platform width (transport)	2.50 m
Platform width (axle expanded)	4.15 m
Platform width (axle retracted)	2.45 m
<b>C</b> Platform height	2.82 m
Platform height (transport)	2.89 m
Platform width (axle expanded)	4.07 m
<b>D</b> Platform width (axle retracted)	4.30 m
Tailswing	1.39 m
Ground clearance	0.38 m



# #LIFTDIFFERENT

www.magnith.com



The data in this brochure are provided for the purposes of information and subject to change without notice.