



HAB24RT

This eco-friendly hybrid platform features a Range Extender motor that allows it to work in electric mode with an extended capacity of up to 30 days. In combination with the IC engine, the Range Extender motor can charge the battery at any time.

It has a lowered centre of gravity and below-ground reach, enabling it to access areas below the supporting surface.

The platform is equipped with 4 steering drive wheels for improved stability on any surface.

The boom folds for transport so that the vehicle can be shipped in a container.

 **TRANSPORT MODE**

STANDARD EQUIPMENT

- Proportional controls
- Thumb rocker steering
- Flashing light
- Horn
- Hour counter
- Harsh Environment Kits
- 12V DC Auxiliary Power

PERFORMANCE

- Front oscillating axles to match the terrain irregularities granting optimal adherence to the ground
- 4 Wheels Steering
- Four-wheel drive
- Positive traction four wheel drive
- 360° rotation (continuous)

BASKET

- Self levelling platform
- Rotating basket +/-90°
- Power to platform

SAFETY

- Drive enable system
- Platform load sense system
- On-board diagnostics system
- Tilt indicator with alarm
- Crushing protection
- Emergency lowering system

BATTERY

- TIANNENG - Lead-acid battery
- Powersource : 48V/375Ah
- Charger : 48VDC/60A
- Monophase 220V
- Recharge cycle from 0 to 100% (hours)*: 5
- Engine Range extender: Kubota Z482/9.8kW

STANDARD EQUIPMENT



Construction



Large Events



Aircraft maintenance
Ship repair



Plant Service



Oil & gas



Restoration

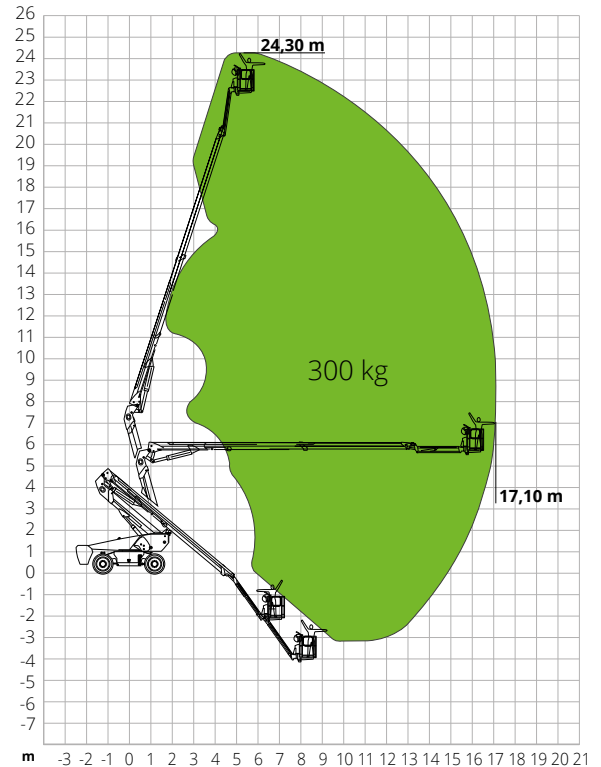
HAB24RT

Max. working height	24.30 m
Max. basket height	22.30 m
Articulation point	9.14 m
Max. reach	17.10 m
Below-ground height	4.03 m
Below-ground reach	9.14 m
Max. platform load capacity	300 kg
Max. Occupants	2
Max. gradeability (stowed)	45%
Max. working slope	X-5°/Y-5°
Max. wind speed	12.5m/s
Turning radius (outside)	3.22 m
Turning radius (inside)	1.87 m
Turret rotation (continuous)	360°
Jib type	Regular
Jib length	4,20 m
Jib vertical rotation	135°
Basket width	0.91 m
Basket length	2.44 m
Basket rotation	180°
Total weight	17,200 kg
Travel speed (closed config.)	6.0km/h
Travel speed (working config.)	1.1km/h
Tyres	385/45-29
Engine Range Extender	Kubota Z482/9.8kW
Diesel tank capacity	110 l
Hydraulic tank capacity	165 l
Battery Type	Lithium battery - Maintenance free
Powersource	80V/320Ah
Charger	-
Charger type	Monophase and Three-phase 380V and 220V
Recharge cycle from 0 to 100% (hours)*	4,5
Driving motors	54VAC/18kW
Lifting motors	-
Emergency power system	12V
Transmission	Hydrostatic

*Experimental calculation. The count is affected by climate and usage of the machine.

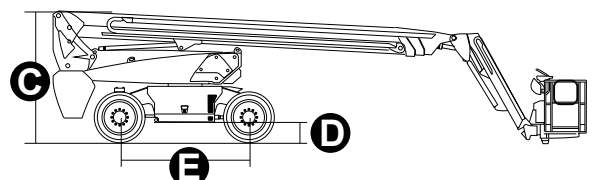
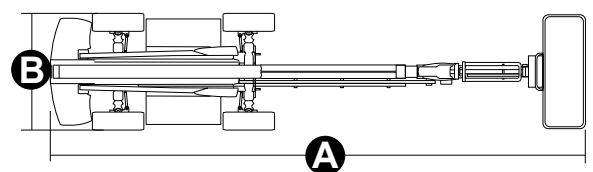
STANDARDS COMPLIANCE: EN 280, ANSI/SAIA A92.20

LOAD CHART



DIMENSIONS

A Platform length	9.83 m
Platform length (transport)	10.03 m
B Platform width (tyres)	2.50 m
Platform width (transport)	2.33 m
C Platform height	2.89 m
Platform height (transport)	2.89 m
E Wheelbase	2.80 m
Tailswing	1.61 m
D Ground clearance	0.41 m



#LIFTDIFFERENT

www.magnith.com



The data in this brochure are provided for the purposes of information and subject to change without notice.