

**IN  
OUT****4WD****4WS**

# DAB24RT

**Articulated boom lift**

## STANDARD EQUIPMENT

- Oscillating front axle
- Two travel speeds
- Four-wheel steering
- Four-wheel drive
- 360° rotation (continuous)
- Proportional controls
- Thumb rocker steering
- Flashing light
- Non-marking tyres
- Horn
- Hour counter
- Harsh environment kits
- 12V DC Auxiliary power

## ENGINE

- Stage V engine
- Special integrated driveshaft
- Auto-engine fault shutdown
- Anti-reverse engine device
- Anti-restart engine protection
- Hydraulic oil radiator

## BASKET

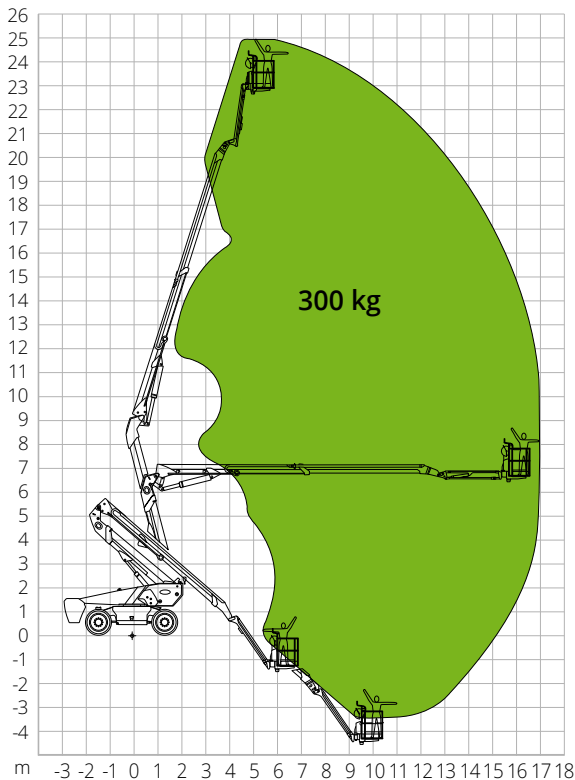
- Self-levelling
- Rotation +/-90°
- Schuko power socket 16A/250V

## SAFETY

- Drive enable system
- Platform load moment indicator
- On-board diagnostics system
- Emergency lowering system
- Tilt indicator with alarm
- Crushing protection

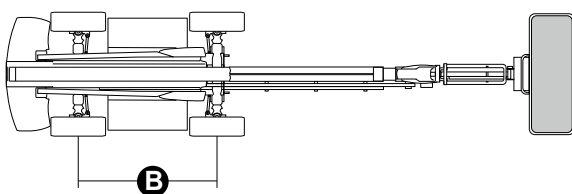
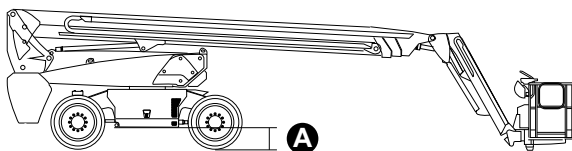
**CONSTRUCTION****LOGISTICS**

## LOAD CHART



## DIMENSIONS

|   |          |        |
|---|----------|--------|
| Platform length                             |          | 9.83 m |
| Platform length (transport, basket rotated) |          | 7.67 m |
| Platform width (tyres)                      |          | 2.50 m |
| Platform width (transport)                  |          | 2.50 m |
| Platform height                             |          | 2.89 m |
| Platform height (transport)                 |          | 3.00 m |
| Wheelbase                                   | <b>B</b> | 2.80 m |
| Tailswing                                   |          | 1.61 m |
| Ground clearance                            | <b>A</b> | 0.41 m |



## DAB24RT

### Technical data

|                          |          |
|--------------------------|----------|
| Max. working height      | 24.82 m  |
| Max. basket height       | 22.82 m  |
| Articulation point       | 9.14 m   |
| Max. reach               | 17.60 m  |
| Turning radius (outside) | 3.22 m   |
| Turning radius (inside)  | 1.87 m   |
| Basket width             | 0.91 m   |
| Basket length            | 2.44 m   |
| Basket rotation          | 180°     |
| Jib type                 | Standard |
| Jib length               | 2.31 m   |
| Jib Vertical Rotation    | 135 °    |
| Below-ground height      | 4.03 m   |
| Auxiliary power          | 12V DC   |

### Performance

|                                |           |
|--------------------------------|-----------|
| Platform max. load capacity    | 300 kg    |
| Max. occupants                 | 2         |
| Max. gradeability (stowed)     | 45%       |
| Max. working slope             | X-5°/Y-5° |
| Max. wind speed                | 12.5 m/s  |
| Travel speed (closed config.)  | 6.0 km/h  |
| Travel speed (working config.) | 1.1 km/h  |
| Turret rotation (continuous)   | 360°      |

### Engine

|                         |                       |
|-------------------------|-----------------------|
| Power                   | Deutz TD2.9 L4/55.4kW |
| Diesel tank capacity    | 135 l                 |
| Hydraulic tank capacity | 165 l                 |
| Transmission            | Hydrostatic           |

### Total weight

17,200 kg

### Specific features

|       |           |
|-------|-----------|
| Tyres | 385/45-28 |
|-------|-----------|

### STANDARDS COMPLIANCE: EN280-1, ANSI/SAIA A92.20

The data given in this brochure are provided for information purposes and are subject to change without prior notice. All images are purely guideline and might not give an exact representation of the product.