

**IN**
OUT
2WD
2WS

EAB15AC

Articulated boom lifts



STANDARD EQUIPMENT

- Two-wheel steering
- Two-wheel drive
- Flashing light
- Horn
- Hour counter
- Work light
- Footswitch
- Anchoring eyebolts

BATTERY

- Lead-acid battery
- Battery capacity: 48V/300Ah
- Charger: 48V/35A
- Zero emissions

BASKET

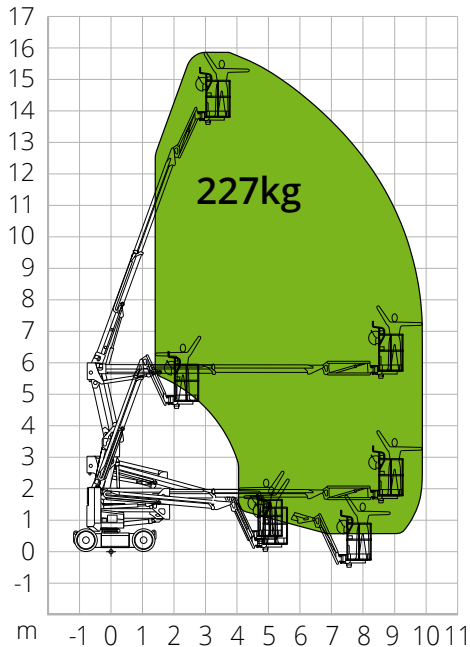
- Self-levelling

SAFETY

- Platform load moment indicator
- On-board diagnostics system
- Tilt indicator with alarm
- Lowering and travel alarms
- Tie-down and lifting points
- Emergency stop button
- Explosion-proof tubing system
- Manual Safety Pump

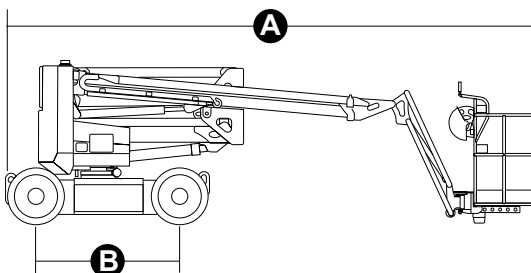
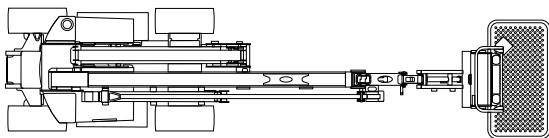
**CONSTRUCTION****LOGISTICS**

LOAD CHART



DIMENSIONS

Platform length	-
Platform length (transport)	A 5.06 m
Platform width (transport)	1.50 m
Platform height	-
Platform height (transport)	2.07 m
Wheelbase	B 1.80 m
Ground clearance	0.13 m



EAB15AC

Technical data

Max. working height	15.50 m
Max. basket height	13.50 m
Articulation point	5.50 m
Max. reach	9.70 m
Turning radius (inside)	2.17 m
Turning radius (outside)	3.14 m
Basket length	1.45 m
Basket width	0.76 m
Basket rotation	180°
Jib Vertical Rotation	+65°/-65°

Performance

Platform max. load capacity	227 kg
Max. occupants	2
Max. gradeability (stowed)	0,25
Max. working slope	3°/3°
Travel speed (closed config.)	6.0 km/h
Travel speed (working config.)	1.1 km/h
Turret rotation	355°

Total weight 7,580 kg

Specific characteristics

Tyres	28x12 (202)
Battery type	Lead-acid battery
Battery capacity	48V/300Ah
Charger	48V/35A
Driving motor	2x32VAC/3.3kW
Lifting motor	48V/3.8kW
Recharge time, 0 -100% (hours)*	-

*Nominal. The actual value depends on weather and usage factors

STANDARDS COMPLIANCE: EN280-1-1, ANSI/SAIA A92.20

The data given in this brochure are provided for information purposes and are subject to change without prior notice. All images are purely guideline and might not give an exact representation of the product.